



ALUMNI FEEDBACK ANALYSIS-2022-2023

QUESTIONNAIRE

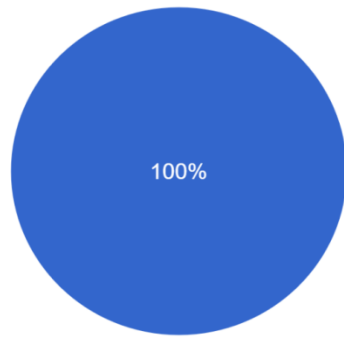
Directions: For each item please indicate your level of satisfaction with the following statement

Sl No.	Description				
1	Do You feel Proud to be associated with Periyar Arts College as Alumni?	Yes	No		
2	Were Your Grievances Properly handled at the College as a student/ an Alumnus?	Yes	No		
3	Is your Education imparted at PAC useful in your present Job?	Yes	No		
4	Green Campus initiatives of the College like Restricted entry of automobiles Pedestrian Friendly pathways Ban on Use of Plastic Landscaping with Trees and Plants	Yes Yes Yes Yes	No No No No		
5	Have you been Taught about the values, duties, rights and responsibilities of the Citizen?	Yes	No		
6	Rate the Disabled friendly Environment of your College (like Ramps, Provision for enquiry and information, Human Assistance etc)	Very Good	Good	Fair	Poor
7	Rate the Infrastructure facilities during your tenure as a student of the College	Very Good	Good	Fair	Poor
8	Rate the improvement in Infrastructure facilities over the past five year	Very Good	Good	Fair	Poor
9	Rate Facilities for women on campus like a) Safety and security b) Counselling c) Common Rooms	Very Good	Good	Fair	Poor
10	Overall Rating of the College	Very Good	Good	Fair	Poor

Any other Suggestions for the improvement of the teaching, learning and evaluation:

1. Do You feel Proud to be associated with Periyar Arts College as Alumni?

38 responses

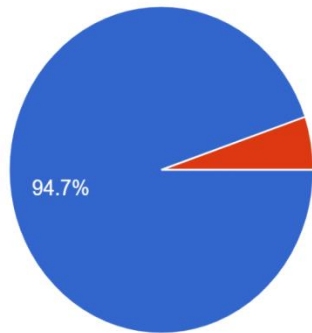


● Yes
● No

Description	Percentage
Yes	100
No	0
Total	100

2. Were Your Grievances Properly handled at the College as a student/an Alumnus?

38 responses

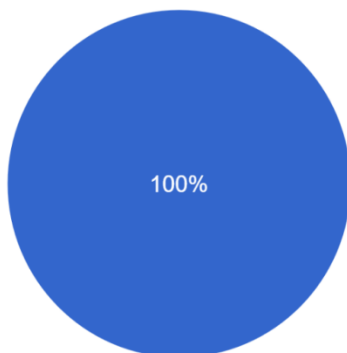


● Yes
● No

Description	Percentage
Yes	94.7
No	5.3
Total	100

3. Is your Education imparted at PAC useful in your present Job?

38 responses

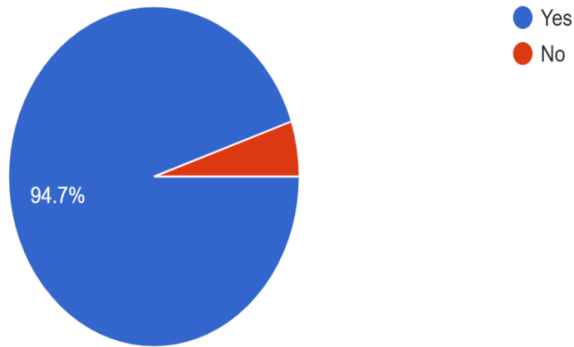


● Yes
● No

Description	Percentage
Yes	100
No	0
Total	100

4. Have you been Taught about the values, duties, rights and responsibilities of the Citizen?

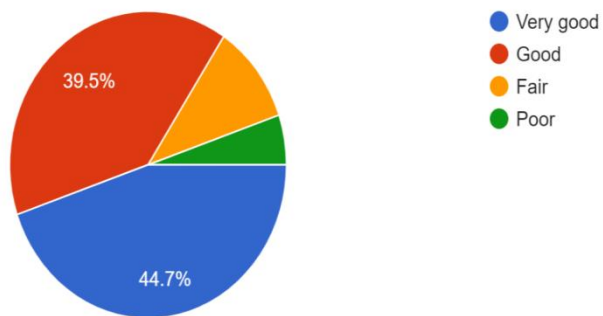
38 responses



Description	Percentage
Yes	94.7
No	5.3
Total	100

5. Rate the Disabled friendly Environment of your College (like Ramps, Provision for enquiry and information, Human Assistance etc)

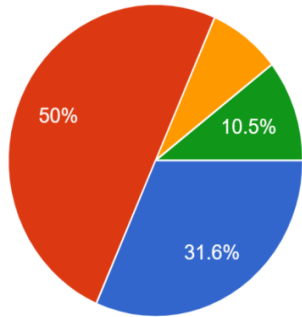
38 responses



Description	Percentage
Very Good	44.7
Good	39.5
Fair	10.5
Poor	5.3
Total	100

6. Rate the Infrastructure facilities during your tenure as a student of the College

38 responses

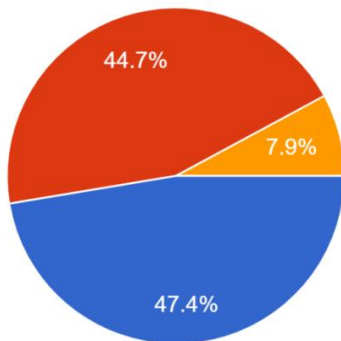


- Very good
- Good
- Fair
- Poor

Description	Percentage
Very Good	31.6
Good	50.0
Fair	7.9
Poor	10.5
Total	100

7. Rate the improvement in Infrastructure facilities over the past five year

38 responses

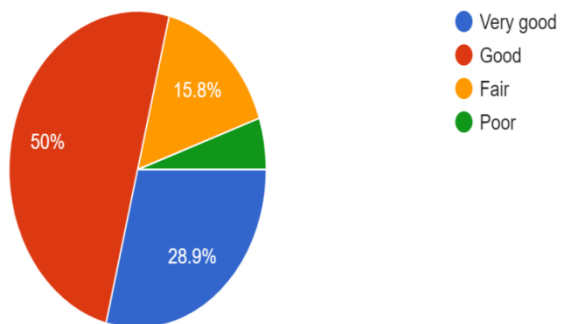


- Very good
- Good
- Fair
- Poor

Description	Percentage
Very Good	47.4
Good	44.7
Fair	7.9
Poor	0.0
Total	100

8. Rate Facilities for women on campus like a) Safety and security b) Counselling c) Common Rooms

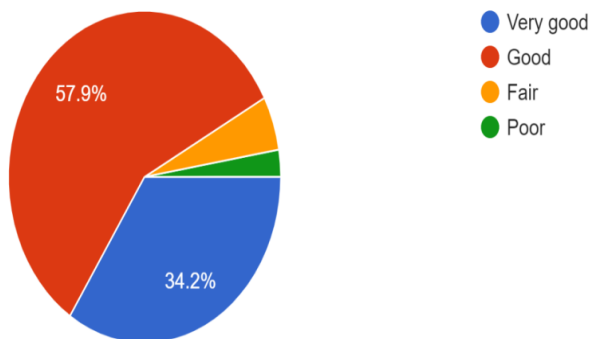
38 responses



Description	Percentage
Very Good	28.9
Good	50.0
Fair	15.8
Poor	5.3
Total	100

9. Green Campus initiatives of the College like Restricted entry of automobiles, Pedestrian Friendly pathways, Ban on Use of Plastic and Landscaping with Trees and Plants

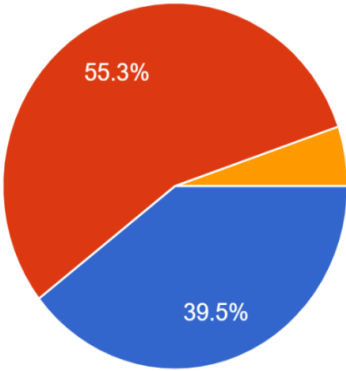
38 responses



Description	Percentage
Very Good	34.2
Good	57.9
Fair	5.3
Poor	2.6
Total	100

10. Overall Rating of the College

38 responses



- Very good
- Good
- Fair
- Poor

Description	Percentage
Very Good	39.5
Good	55.3
Fair	5.2
Poor	0.0
Total	100