



REPORT ON TEACHERS' FEEDBACK (2018-2019)

QUESTIONNAIRE

For each item please indicate your level of satisfaction with the following statement by choosing a score between 0 and 4.(4 – strongly agree, 3 - agree, 2 – not sure, 1 –disagree, 0 – strongly disagree)

Parameters	4	3	2	1	0
1. Syllabus is suitable and relevant to the course.					
2. Syllabus is need based.					
3. Aims and objectives of the syllabi are well defined and clear to teachers and students.					
4. Course content is followed by corresponding reference materials.					
5. The books prescribed/listed as reference materials are relevant, updated and appropriate.					
6. Sufficient number of prescribed books are available in the Library.					
7. The course/syllabus has good balance between theory and application.					
8. The course/programme of studies carries sufficient number of optional papers.					
9. Infrastructural facilities, such as teacher's rooms, class rooms, reading rooms and toilets are available in the Department.					
10. Most teachers take active interest in the activities of the institute.					
11. Tests and examinations are conducted well in time with proper coverage of all units in the syllabus.					
12. I have the freedom to adopt new techniques/strategies of teaching such as seminar presentations, group discussions and learners' participations.					
13. Provisions for professional development are non-discriminatory and fair.					
14. The Government provides adequate funding and support to faculty members for upgrading their skills and qualifications.					
15. Students interact with teachers very well.					

Any other comments:

ANALYSIS & REPORT

Quality Improvement is a necessary for the development of any educational institution. In order to progress in institutional development, a descriptive survey on general issues namely, Infrastructure, Teaching, Learning and Evaluation of the Teachers of our Periyar Arts College, Cuddalore was made. Samples from Arts Departments and Science Departments of the institution were taken for the survey.

1. TOOL USED

Teachers' Feedback on Curriculum was asked to indicate their level of satisfaction with the fifteen parameters accordingly for which they have to choose a score between 0 and 4 (4 – Strongly Agree, 3 – Agree, 2 – Not Sure, 1 – Disagree, 0 – Strongly Disagree). All the parameters are compulsory. No time limit is specified for the completion of the Feedback, but appropriate time is given to complete the same.

2. SAMPLE SELECTION

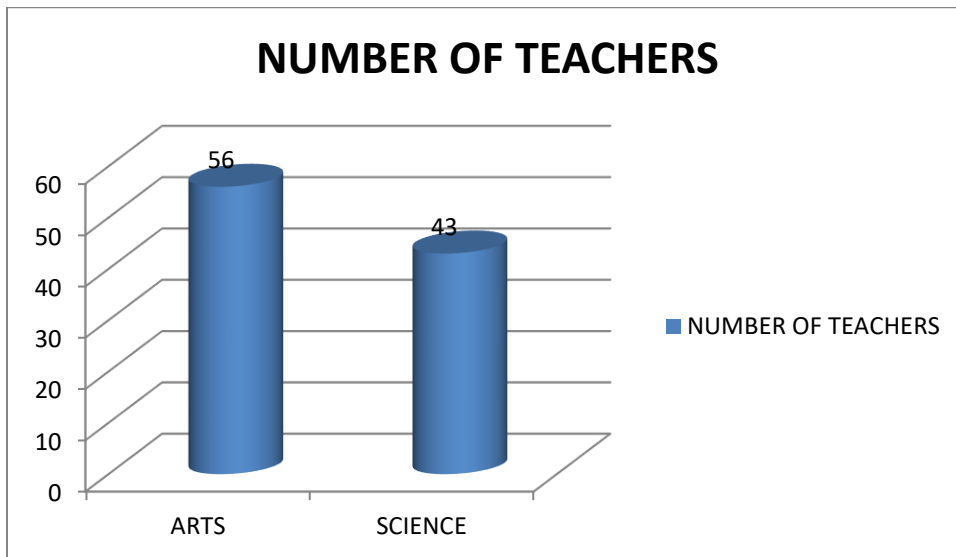
Two major disciplines were classified with twenty courses namely, ARTS and SCIENCE. *Discipline of Arts* includes ten courses namely, Tamil, English, Economics, Commerce, History, Public Administration, Business Administration, Political Science and Master of Social Work. *Discipline of Science* includes eleven courses namely, Computer Science, Chemistry, Mathematics, Physics, Zoology, Botany, Statistics, Psychology, Computer Applications, Microbiology and Visual Communication. Faculties of both disciplines were considered for the survey.

The Distribution of teachers from Arts and Science disciplines selected for the survey of the academic year 2018-2019 is given in the following table.

TABLE-1: DISTRIBUTION OF DISTRIBUTION OF TEACHERS FROM ARTS AND SCIENCE DISCIPLINES SELECTED FOR THE SURVEY (2018-2019)

Discipline			
	Course	Number of Teachers	Total
Arts	Tamil	11	56
	English	11	
	Economics	12	
	Commerce	7	
	History	9	
	Public Administration	2	
	Political Science	3	
	Social Work	1	
	Science	Computer Science	
Chemistry		4	
Mathematics		4	
Physics		5	
Zoology		10	
Botany		6	
Statistics		4	
Computer Applications		2	
Microbiology		3	
Visual Communications		1	
Total		8 Arts + 10 Science =18 Courses	99 Teachers

GRAPH - 1: DISTRIBUTION OF DISTRIBUTION OF TEACHERS FROM ARTS AND SCIENCE DISCIPLINES SELECTED FOR THE SURVEY (2018-2019)



3. ANALYSIS OF RESPONSES

The responses obtained from the *Teachers' Feedback on General Issues* were analyzed through each parameter. Percentage analysis was made for each parameter on Arts and Science Disciplines.

TABLE-2: ANALYSIS OF TOTAL RESPONSES OF THE PARAMETER-1 BY THE TEACHERS

<i>Parameter-1: Syllabus is suitable and relevant to the course.</i>					
Discipline (Number of Teachers) (1)	SA-4 (%) ** (2)	A-3(%) ** (3)	NS-2(%) ** (4)	D-1(%) ** (5)	SD-0 (%) ** (6)
Arts (56 teachers)	56 (100.00)	0(0.00)	0(0.00)	0(0.00)	0(0.00)
Science (43 teachers)	43 (100.00)	0(0.00)	0(0.00)	0(0.00)	0(0.00)

SA-4 (%) ** = STRONGLY AGREE AS RESPONSE (IN PERCENTAGE);
 A-3 (%) ** = AGREE AS REPOSE (IN PERCENTAGE);
 NS-2 (%) ** = NOT SURE AS REPOSE (IN PERCENTAGE);
 D-1(%) ** = DISAGREE AS REPOSE (IN PERCENTAGE); AND
 SD-0 (%) ** = STRONGLY DISAGREE AS REPOSE (IN PERCENTAGE).

The responses obtained for the **Parameter-1: Syllabus is suitable and relevant to the course** from the Teachers of Arts and Science discipline shows that the teachers are satisfied with the syllabus that is suitably made and gives relevancy to the course. .

TABLE-3: ANALYSIS OF TOTAL RESPONSES OF THE PARAMETER-2 BY THE TEACHERS

<i>Parameter-2: Syllabus is need based.</i>					
Discipline (Number of Teachers) (1)	SA-4 (%) ** (2)	A-3(%) ** (3)	NS-2(%) ** (4)	D-1(%) ** (5)	SD-0 (%) ** (6)
Arts (56 teachers)	56 (100.00)	0(0.00)	0(0.00)	0(0.00)	0(0.00)
Science (43 teachers)	43 (100.00)	0(0.00)	0(0.00)	0(0.00)	0(0.00)

SA-4 (%) ** = STRONGLY AGREE AS RESPONSE (IN PERCENTAGE);
 A-3 (%) ** = AGREE AS REPOSE (IN PERCENTAGE);
 NS-2 (%) ** = NOT SURE AS REPOSE (IN PERCENTAGE);
 D-1(%) ** = DISAGREE AS REPOSE (IN PERCENTAGE); AND
 SD-0 (%) ** = STRONGLY DISAGREE AS REPOSE (IN PERCENTAGE).

The responses obtained for the **Parameter-2: Syllabus is need based** from the Teachers of Arts and Science discipline shows that the teachers are satisfied with the syllabus that is formed on the needs of the learners.

TABLE-4: ANALYSIS OF TOTAL RESPONSES OF THE PARAMETER-3 BY THE TEACHERS

<i>Parameter-3: Aims and Objectives of the syllabi are well defined and clear to teachers and students.</i>					
Discipline (Number of Teachers) (1)	SA-4 (%) ** (2)	A-3(%) ** (3)	NS-2(%) ** (4)	D-1(%) ** (5)	SD-0 (%) ** (6)
Arts (56 teachers)	56 (100.00)	0(0.00)	0(0.00)	0(0.00)	0(0.00)
Science (43 teachers)	43 (100.00)	0(0.00)	0(0.00)	0(0.00)	0(0.00)

SA-4 (%) ** = STRONGLY AGREE AS RESPONSE (IN PERCENTAGE);
 A-3 (%) **= AGREE AS REPOSE (IN PERCENTAGE);
 NS-2 (%) **= NOT SURE AS REPOSE (IN PERCENTAGE);
 D-1(%) ** = DISAGREE AS REPOSE (IN PERCENTAGE); AND
 SD-0 (%) ** = STRONGLY DISAGREE AS REPOSE (IN PERCENTAGE).

The responses obtained for the **Parameter-3: Aims and Objectives of the syllabi are well defined and clear to teachers and students** from the Teachers of Arts and Science discipline shows that the teachers are satisfied with the well defined Aims and Objectives of the syllabi.

TABLE-5: ANALYSIS OF TOTAL RESPONSES OF THE PARAMETER-4 BY THE TEACHERS

<i>Parameter-4: Course content is followed by corresponding reference materials.</i>					
Discipline (Number of Teachers) (1)	SA-4 (%) ** (2)	A-3(%) ** (3)	NS-2(%) ** (4)	D-1(%) ** (5)	SD-0 (%) ** (6)
Arts (56 teachers)	56 (100.00)	0(0.00)	0(0.00)	0(0.00)	0(0.00)
Science (43 teachers)	43 (100.00)	0(0.00)	0(0.00)	0(0.00)	0(0.00)

SA-4 (%) ** = STRONGLY AGREE AS RESPONSE (IN PERCENTAGE);
 A-3 (%) **= AGREE AS REPOSE (IN PERCENTAGE);
 NS-2 (%) **= NOT SURE AS REPOSE (IN PERCENTAGE);
 D-1(%) ** = DISAGREE AS REPOSE (IN PERCENTAGE); AND
 SD-0 (%) ** = STRONGLY DISAGREE AS REPOSE (IN PERCENTAGE).

The responses obtained for the **Parameter-4: Course content is followed by corresponding reference materials** from the Teachers of Arts and Science discipline shows that the teachers are satisfied with the good link between the Course content and the reference materials.

TABLE-6: ANALYSIS OF TOTAL RESPONSES OF THE PARAMETER-5 BY THE TEACHERS

<i>Parameter-5: The books prescribed /listed as reference materials are relevant, updated and appropriate.</i>					
Discipline (Number of Teachers) (1)	SA-4 (%) ** (2)	A-3(%) ** (3)	NS-2(%) ** (4)	D-1(%) ** (5)	SD-0 (%) ** (6)
Arts (56 teachers)	56 (100.00)	0(0.00)	0(0.00)	0(0.00)	0(0.00)
Science (43 teachers)	43 (100.00)	0(0.00)	0(0.00)	0(0.00)	0(0.00)

SA-4 (%) ** = STRONGLY AGREE AS RESPONSE (IN PERCENTAGE);
A-3 (%) **= AGREE AS REPOSE (IN PERCENTAGE);
NS-2 (%) **= NOT SURE AS REPOSE (IN PERCENTAGE);
D-1(%) ** = DISAGREE AS REPOSE (IN PERCENTAGE); AND
SD-0 (%) ** = STRONGLY DISAGREE AS REPOSE (IN PERCENTAGE).

The responses obtained for the **Parameter-5: The books prescribed /listed as reference materials are relevant, updated and appropriate** from the Teachers of Arts and Science discipline shows that the teachers are satisfied with the books that were prescribed as reference are possessing relevancy, appropriate and with updating.

TABLE-7: ANALYSIS OF TOTAL RESPONSES OF THE PARAMETER-6 BY THE TEACHERS

<i>Parameter-6: Sufficient numbers of prescribed books are available in the Library.</i>					
Discipline (Number of Teachers) (1)	SA-4 (%) ** (2)	A-3(%) ** (3)	NS-2(%) ** (4)	D-1(%) ** (5)	SD-0 (%) ** (6)
Arts (56 teachers)	45 (80.40)	11(19.60)	0(0.00)	0(0.00)	0(0.00)
Science (43 teachers)	15 (34.90)	28(65.10)	0(0.00)	0(0.00)	0(0.00)

SA-4 (%) ** = STRONGLY AGREE AS RESPONSE (IN PERCENTAGE);
A-3 (%) **= AGREE AS REPOSE (IN PERCENTAGE);
NS-2 (%) **= NOT SURE AS REPOSE (IN PERCENTAGE);
D-1(%) ** = DISAGREE AS REPOSE (IN PERCENTAGE); AND
SD-0 (%) ** = STRONGLY DISAGREE AS REPOSE (IN PERCENTAGE).

The responses obtained for the **Parameter-6: Sufficient numbers of prescribed books are available in the Library** from the Teachers of Arts and Science discipline shows that the teachers are satisfied with the availability of the books that is sufficient in the Library.

GRAPH 2: ANALYSIS OF TOTAL RESPONSES OF THE PARAMETER-6 BY THE TEACHERS

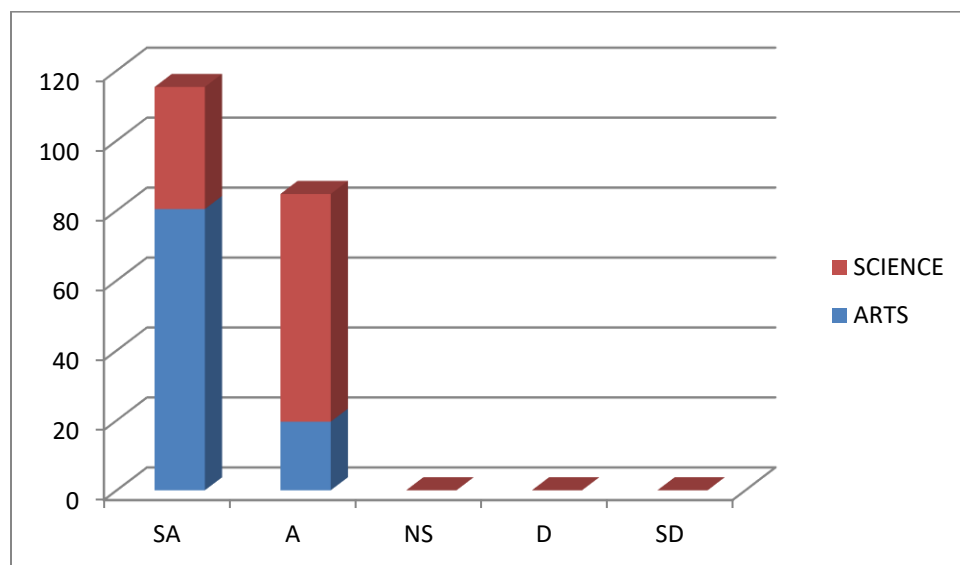


TABLE-8: ANALYSIS OF TOTAL RESPONSES OF THE PARAMETER-7 BY THE TEACHERS

<i>Parameter-7: The course/syllabus has good balance between theory and application.</i>					
Discipline (Number of Teachers) (1)	SA-4 (%) ** (2)	A-3(%) ** (3)	NS-2(%) ** (4)	D-1(%) ** (5)	SD-0 (%) ** (6)
Arts (56 teachers)	45 (80.40)	11(19.60)	0(0.00)	0(0.00)	0(0.00)
Science (43 teachers)	15 (34.90)	28(65.10)	0(0.00)	0(0.00)	0(0.00)

SA-4 (%) ** = STRONGLY AGREE AS RESPONSE (IN PERCENTAGE);

A-3 (%) **= AGREE AS REPOSE (IN PERCENTAGE);

NS-2 (%) **= NOT SURE AS REPOSE (IN PERCENTAGE);

D-1(%) ** = DISAGREE AS REPOSE (IN PERCENTAGE); AND

SD-0 (%) ** = STRONGLY DISAGREE AS REPOSE (IN PERCENTAGE).

The responses obtained for the **Parameter-7: The course/syllabus has good balance between theory and application** from the Teachers of Arts and Science discipline shows that the teachers are satisfied with the good balance between the theory and application in the course/syllabus.

TABLE-9: ANALYSIS OF TOTAL RESPONSES OF THE PARAMETER-8 BY THE TEACHERS

<i>Parameter-8: The course/programme of studies carries sufficient number of optional papers.</i>					
Discipline (Number of Teachers) (1)	SA-4 (%) ** (2)	A-3(%) ** (3)	NS-2(%) ** (4)	D-1(%) ** (5)	SD-0 (%) ** (6)
Arts (56 teachers)	27 (48.20)	29(51.80)	0(0.00)	0(0.00)	0(0.00)
Science (43 teachers)	7(16.30)	36 (83.70)	0(0.00)	0(0.00)	0(0.00)

SA-4 (%) ** = STRONGLY AGREE AS RESPONSE (IN PERCENTAGE);
 A-3 (%) ** = AGREE AS REPOSE (IN PERCENTAGE);
 NS-2 (%) ** = NOT SURE AS REPOSE (IN PERCENTAGE);
 D-1(%) ** = DISAGREE AS REPOSE (IN PERCENTAGE); AND
 SD-0 (%) ** = STRONGLY DISAGREE AS REPOSE (IN PERCENTAGE).

The responses obtained for the **Parameter-8: The course/ programme of studies carries sufficient number of optional papers** from the Teachers of Arts and Science discipline shows that the teachers are satisfied with the course/programme of studies that carries sufficient number of optional papers.

TABLE-10: ANALYSIS OF TOTAL RESPONSES OF THE PARAMETER-9 BY THE TEACHERS

<i>Parameter-9: Infrastructural facilities, such as teacher's rooms, class rooms, reading rooms and toilets are available in the Department.</i>					
Discipline (Number of Teachers) (1)	SA-4 (%) ** (2)	A-3(%) ** (3)	NS-2(%) ** (4)	D-1(%) ** (5)	SD-0 (%) ** (6)
Arts (56 teachers)	27 (48.20)	29(51.80)	0(0.00)	0(0.00)	0(0.00)
Science (43 teachers)	7(16.30)	36 (83.70)	0(0.00)	0(0.00)	0(0.00)

SA-4 (%) ** = STRONGLY AGREE AS RESPONSE (IN PERCENTAGE);
 A-3 (%) ** = AGREE AS REPOSE (IN PERCENTAGE);
 NS-2 (%) ** = NOT SURE AS REPOSE (IN PERCENTAGE);
 D-1(%) ** = DISAGREE AS REPOSE (IN PERCENTAGE); AND
 SD-0 (%) ** = STRONGLY DISAGREE AS REPOSE (IN PERCENTAGE).

The responses obtained for the **Parameter-9: Infrastructural facilities, such as teacher's rooms, class rooms, reading rooms and toilets are available in the Department** from the Teachers of Arts and Science discipline shows that the teachers are satisfied with the Infrastructural facilities in the institution.

TABLE-11: ANALYSIS OF TOTAL RESPONSES OF THE PARAMETER-10 BY THE TEACHERS

<i>Parameter-10: Most teachers take active interest in the activities of the institute.</i>					
Discipline (Number of Teachers) (1)	SA-4 (%) ** (2)	A-3(%) ** (3)	NS-2(%) ** (4)	D-1(%) ** (5)	SD-0 (%) ** (6)
Arts (56 teachers)	27 (48.20)	29(51.80)	0(0.00)	0(0.00)	0(0.00)
Science (43 teachers)	7(16.30)	36 (83.70)	0(0.00)	0(0.00)	0(0.00)

SA-4 (%) ** = STRONGLY AGREE AS RESPONSE (IN PERCENTAGE);
A-3 (%) **= AGREE AS REPOSE (IN PERCENTAGE);
NS-2 (%) **= NOT SURE AS REPOSE (IN PERCENTAGE);
D-1(%) ** = DISAGREE AS REPOSE (IN PERCENTAGE); AND
SD-0 (%) ** = STRONGLY DISAGREE AS REPOSE (IN PERCENTAGE).

The responses obtained for the **Parameter-10: Most teachers take active interest in the activities of the institute** from the Teachers of Arts and Science discipline shows that the teachers show activeness in the activities of the institute.

TABLE-12: ANALYSIS OF TOTAL RESPONSES OF THE PARAMETER-11 BY THE TEACHERS

<i>Parameter-11: Tests and examinations are conducted well in time with proper coverage of all units in the syllabus.</i>					
Discipline (Number of Teachers) (1)	SA-4 (%) ** (2)	A-3(%) ** (3)	NS-2(%) ** (4)	D-1(%) ** (5)	SD-0 (%) ** (6)
Arts (56 teachers)	28 (50.00)	18(32.10)	10(17.90)	0(0.00)	0(0.00)
Science (43 teachers)	8 (18.60)	8(18.60)	27(62.80)	0(0.00)	0(0.00)

SA-4 (%) ** = STRONGLY AGREE AS RESPONSE (IN PERCENTAGE);
A-3 (%) **= AGREE AS REPOSE (IN PERCENTAGE);
NS-2 (%) **= NOT SURE AS REPOSE (IN PERCENTAGE);
D-1(%) ** = DISAGREE AS REPOSE (IN PERCENTAGE); AND
SD-0 (%) ** = STRONGLY DISAGREE AS REPOSE (IN PERCENTAGE).

The responses obtained for the **Parameter-11: Tests and examinations are conducted well in time with proper coverage of all units in the syllabus** from the Teachers of Arts and Science discipline shows that the teachers of Arts discipline are of the opinion that the tests and examination were conducted well in time with appropriate coverage of the syllabi and the same was not accepted by the Science teachers.

GRAPH 3: ANALYSIS OF TOTAL RESPONSES OF THE PARAMETER-11 BY THE TEACHERS

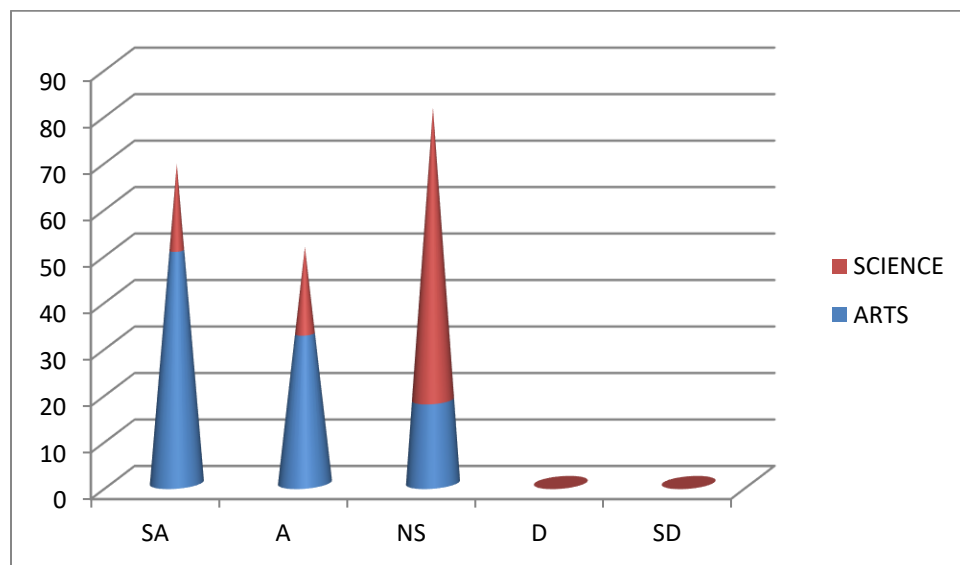


TABLE-13: ANALYSIS OF TOTAL RESPONSES OF THE PARAMETER-12 BY THE TEACHERS

<i>Parameter-12: I have the freedom to adopt new techniques/strategies of teaching such as seminar presentations, group discussions and learners' participations.</i>					
Discipline (Number of Teachers) (1)	SA-4 (%) ** (2)	A-3(%) ** (3)	NS-2(%) ** (4)	D-1(%) ** (5)	SD-0 (%) ** (6)
Arts (56 teachers)	31 (55.40)	25(44.60)	0(0.00)	0(0.00)	0(0.00)
Science (43 teachers)	17 (39.50)	26(60.50)	0(0.00)	0(0.00)	0(0.00)

SA-4 (%) ** = STRONGLY AGREE AS RESPONSE (IN PERCENTAGE);

A-3 (%) **= AGREE AS REPOSE (IN PERCENTAGE);

NS-2 (%) **= NOT SURE AS REPOSE (IN PERCENTAGE);

D-1(%) ** = DISAGREE AS REPOSE (IN PERCENTAGE); AND

SD-0 (%) ** = STRONGLY DISAGREE AS REPOSE (IN PERCENTAGE).

The responses obtained for the **Parameter-12: I have the freedom to adopt new techniques/strategies of teaching such as seminar presentations, group discussions and learners' participations** from the Teachers of Arts and Science discipline shows that the teachers are given the freedom to adopt new techniques/strategies of teaching.

TABLE-14: ANALYSIS OF TOTAL RESPONSES OF THE PARAMETER-13 BY THE TEACHERS

<i>Parameter-13: Provisions for professional development are non-discriminatory and fair.</i>					
Discipline (Number of Teachers) (1)	SA-4 (%) ** (2)	A-3(%) ** (3)	NS-2(%) ** (4)	D-1(%) ** (5)	SD-0 (%) ** (6)
Arts (56 teachers)	30 (53.60)	26(46.40)	0(0.00)	0(0.00)	0(0.00)
Science (43 teachers)	20 (46.50)	23(53.50)	0(0.00)	0(0.00)	0(0.00)

SA-4 (%) ** = STRONGLY AGREE AS RESPONSE (IN PERCENTAGE);
A-3 (%) **= AGREE AS REPOSE (IN PERCENTAGE);
NS-2 (%) **= NOT SURE AS REPOSE (IN PERCENTAGE);
D-1(%) ** = DISAGREE AS REPOSE (IN PERCENTAGE); AND
SD-0 (%) ** = STRONGLY DISAGREE AS REPOSE (IN PERCENTAGE).

The responses obtained for the **Parameter-13: Provisions for professional development are non-discriminatory and fair** from the Teachers of Arts and Science discipline shows that the teachers have non-discriminatory and fair provisions for their professional development.

TABLE-15: ANALYSIS OF TOTAL RESPONSES OF THE PARAMETER-14 BY THE TEACHERS

<i>Parameter-14: The Government provides adequate funding and support to faculty members for upgrading their skills and qualifications.</i>					
Discipline (Number of Teachers) (1)	SA-4 (%) ** (2)	A-3(%) ** (3)	NS-2(%) ** (4)	D-1(%) ** (5)	SD-0 (%) ** (6)
Arts (56 teachers)	56 (100.00)	0(0.00)	0(0.00)	0(0.00)	0(0.00)
Science (43 teachers)	43 (100.00)	0(0.00)	0(0.00)	0(0.00)	0(0.00)

SA-4 (%) ** = STRONGLY AGREE AS RESPONSE (IN PERCENTAGE);
A-3 (%) **= AGREE AS REPOSE (IN PERCENTAGE);
NS-2 (%) **= NOT SURE AS REPOSE (IN PERCENTAGE);
D-1(%) ** = DISAGREE AS REPOSE (IN PERCENTAGE); AND
SD-0 (%) ** = STRONGLY DISAGREE AS REPOSE (IN PERCENTAGE).

The responses obtained for the **Parameter-14: The Government provides adequate funding and support to faculty members for upgrading their skills and qualifications** from the Teachers of Arts and Science discipline shows that the teachers accept that our Government provides adequate funding and support to faculty members for upgrading their skills and qualifications.

TABLE-16: ANALYSIS OF TOTAL RESPONSES OF THE PARAMETER-15 BY THE TEACHERS

<i>Parameter-15: Students interact with teachers very well.</i>					
Discipline (Number of Teachers) (1)	SA-4 (%) ** (2)	A-3(%) ** (3)	NS-2(%) ** (4)	D-1(%) ** (5)	SD-0 (%) ** (6)
Arts (56 teachers)	56 (100.00)	0(0.00)	0(0.00)	0(0.00)	0(0.00)
Science (43 teachers)	43 (100.00)	0(0.00)	0(0.00)	0(0.00)	0(0.00)

SA-4 (%) ** = STRONGLY AGREE AS RESPONSE (IN PERCENTAGE);
A-3 (%) **= AGREE AS REPOSE (IN PERCENTAGE);
NS-2 (%) **= NOT SURE AS REPOSE (IN PERCENTAGE);
D-1(%) ** = DISAGREE AS REPOSE (IN PERCENTAGE); AND
SD-0 (%) ** = STRONGLY DISAGREE AS REPOSE (IN PERCENTAGE).

The responses obtained for the **Parameter-15: Students interact with teachers very well** from the Teachers of Arts and Science discipline shows that their students interact with them well about their subject.

4. RESULTS

On the basis of the survey on the feedback of teachers, both the teachers of Arts and Science disciplines of the institution are satisfied with all the parameters namely, the Infrastructure, teaching, Learning and Evaluation issues.